

Phone Clone Excels at Making It Simple to Switch to A New Phone

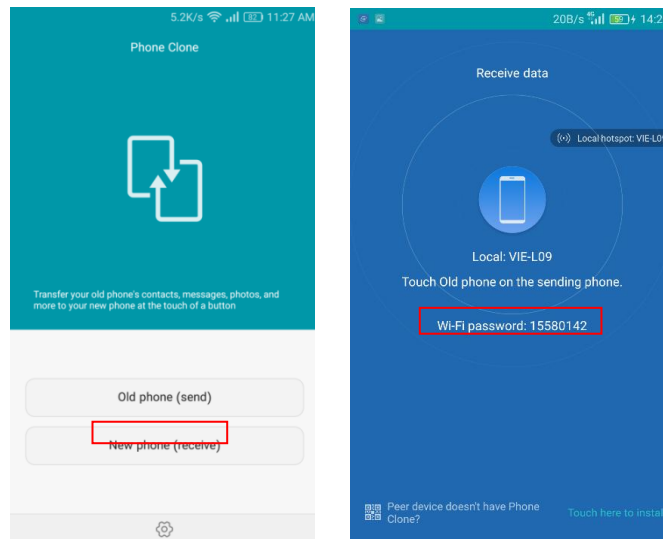
The appearance of the Phone Clone app does a great job resolving data transfer problems arising when you want to switch to a new phone. Cloning, as the name implies, means seamlessly copying or moving data. Huawei's Phone Clone app has really done this — it can take all the data that you might want to "migrate" from your old phone and move it to your new phone at the touch of a button. It doesn't matter if it's contacts, messages, and other personal information, or if it's multimedia like photos, music, and videos. There's no need to register and it's completely free.

It's also really worth noting that the Huawei Phone Clone app has released versions for both iOS and Android, providing more comprehensive support.

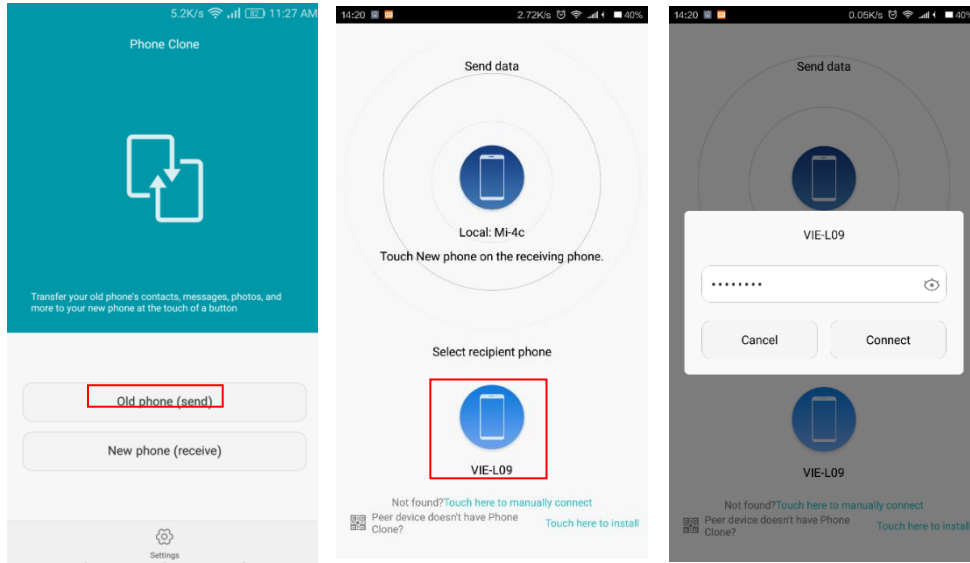
Instructions

1. Connect the new phone and the old phone by entering a Wi-Fi network password.

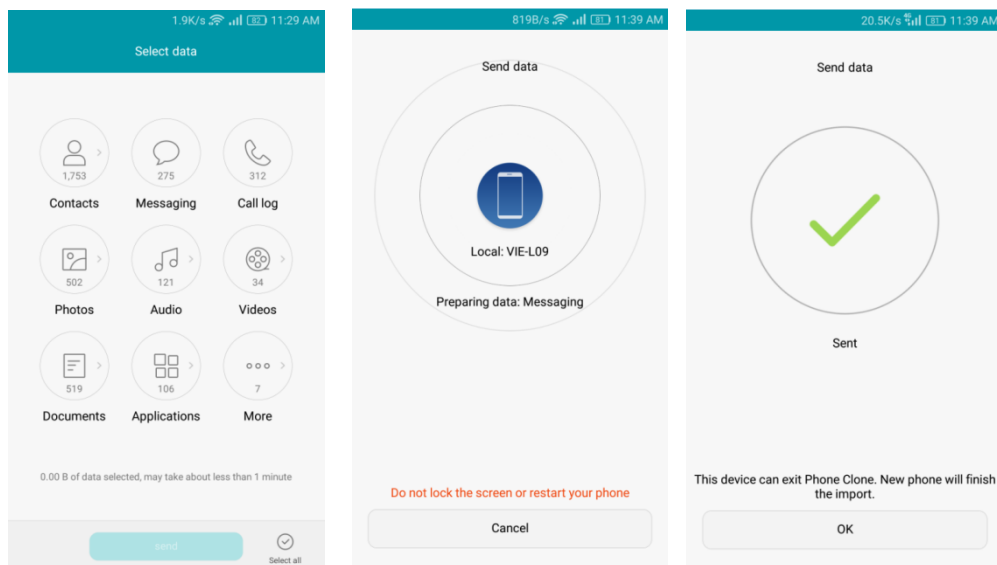
New phone: In the Phone Clone app, set the phone that will receive data as the **New phone** and a Wi-Fi network password for a newly created hotspot will be displayed.



Old phone: In the Phone Clone app, set the phone that will send data as the **Old phone**. Search for the new phone's hotspot. Touch the new phone's icon and then enter the Wi-Fi network password. Touch **Connect** to establish the connection that can allow data to be transferred.



2. Choose types of data.



On the old phone, choose the types of data you want to clone, touch **Send**, and the new phone will receive the data.

3. Finished.

Once the new phone processes all the data, the transfer is complete.

You can start using your new phone.