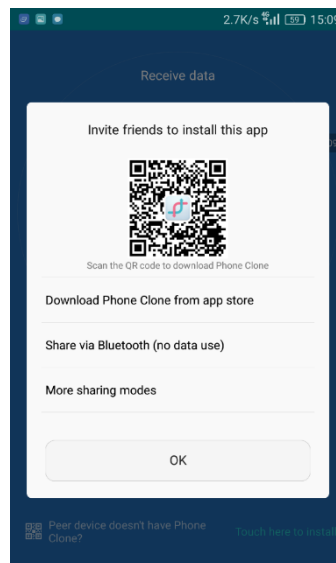


Phone Clone, a Convenient Approach to Data Migration

There are many methods for moving the old phone's data to a new phone, but most require you to back up and restore your phone, and that's really annoying. If the backup isn't usable, you have to start all over again from the beginning and you may even lose some of your personal information. Huawei's engineers have developed a new product, the Phone Clone app. This app is simple to operate, convenient, transfers are encrypted, and is highly secure. In what follows, we'll get into the app itself and see how it works!

A. Installing Phone Clone

1. Search for **Phone Clone** on Google Play(2016.7.7 release) or the Apple Store(2016.7.30 release), download and install the app.
2. Install using the QR code.



B. Moving data from a non-Huawei Android phone to a Huawei phone

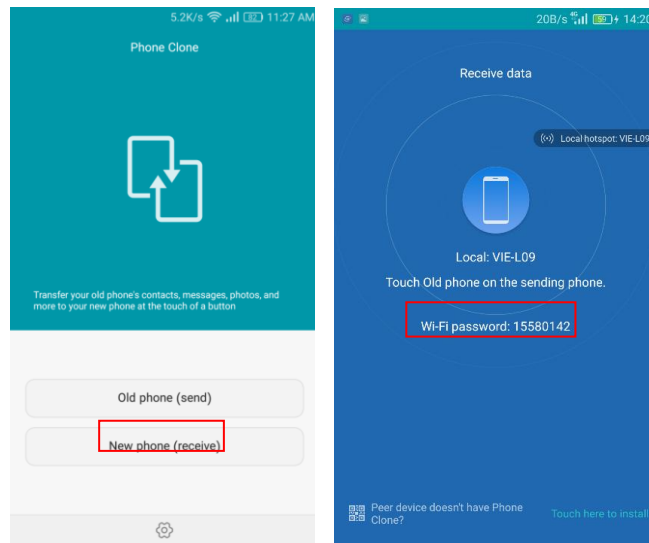
New phone: In Phone Clone, select **New Phone** on the phone that will receive data. The password for a newly created Wi-Fi network will be displayed.

Old phone: In Phone Clone, select **Old Phone** on the phone that will send data. Find the name of the Wi-Fi hotspot broadcast by the new phone. Touch the icon for the new phone and enter the Wi-Fi network password. Touch **Connect** to establish a connection through which the Phone Clone app can transfer data.

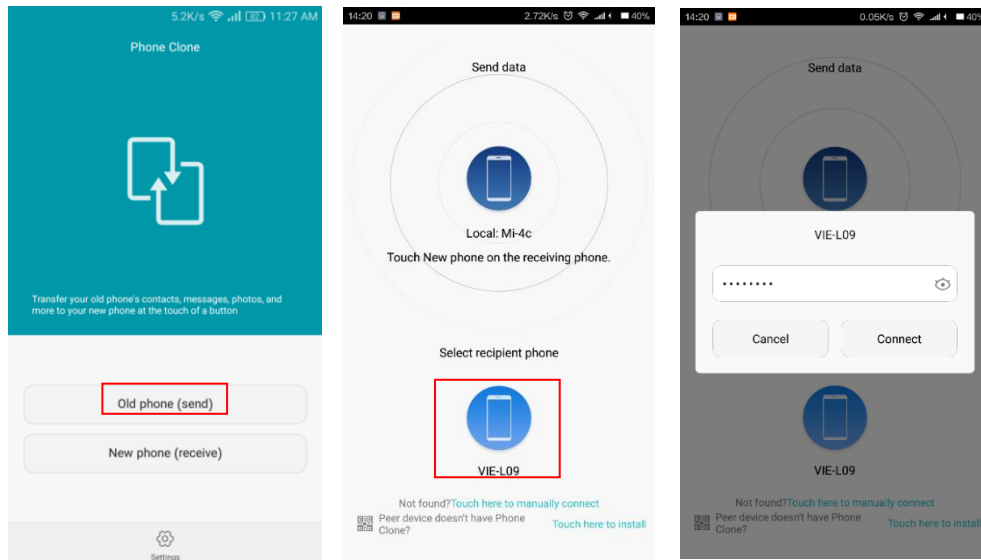
On the old phone, select the data types you want Phone Clone to transfer, touch **Send**, and the new phone will receive the data.

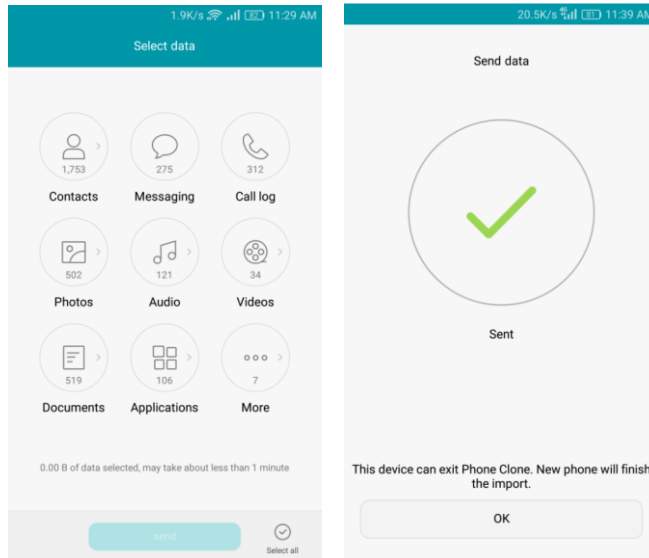
On Android phones you can transfer contacts, messages (text messages and multimedia messages), call logs, photos, audio files, videos, documents, and apps.

Note: If there is a significant amount of data on the phone, you may need to wait some time for the transfer to complete. Do not leave the Phone Clone screen.



New phone





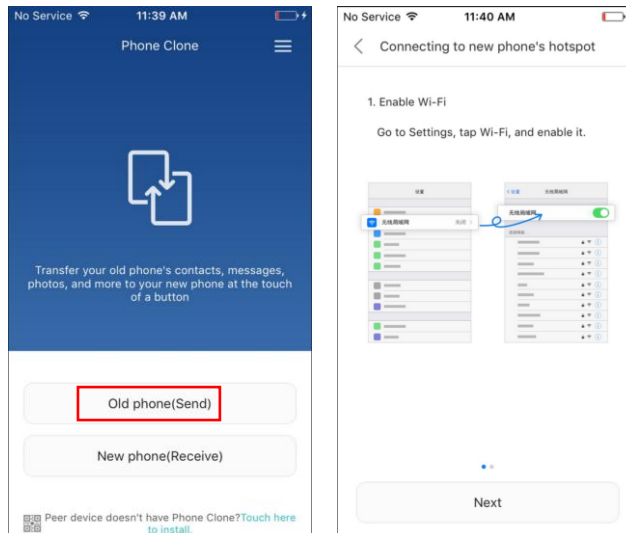
Old phone

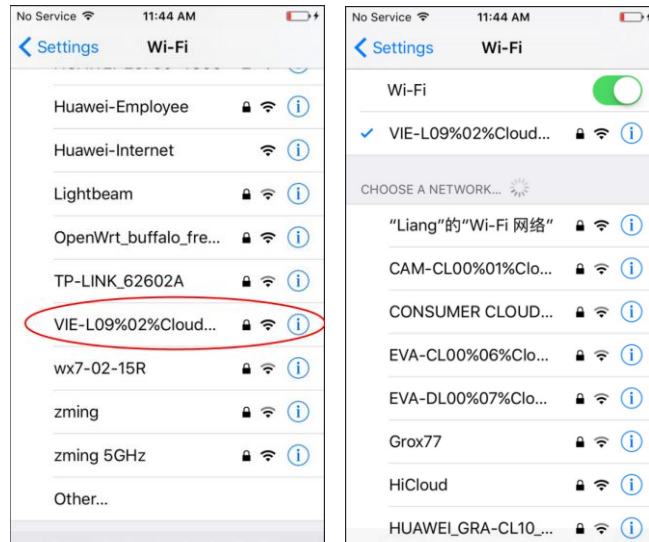
C. Moving data from an iPhone to a Huawei phone

Huawei phone: Touch **New phone** and wait for the iPhone (Old phone) to connect.

iPhone: Touch **Old phone**, go to **Settings**, and connect to the Wi-Fi hotspot broadcast from the

Huawei phone.





From iPhones you can move three types of data: contacts, photos, and videos.

Note: If there is a significant amount of data on the phone, you may need to wait some time for the transfer to complete. Do not leave the Phone Clone screen.

D. Finished

After the new phone processes the data, the transfer is complete.

You can start to use your new phone.